



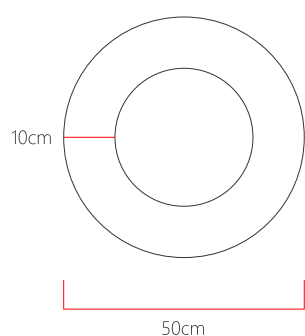
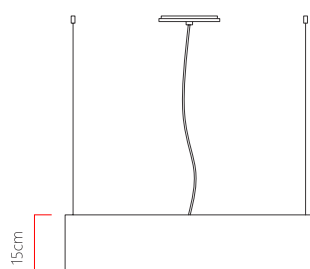
Reference: 3050  
 Line: Cylindrical  
 Category: Pendant  
 Description: Pendant Cylindrical REF 3050  
 Dimensions:  
 • Height: 5.91in (15cm)  
 • Length: 3.94in (10cm)  
 • Diameter: 19.69in (50cm)

Weight: 3.200g  
 Material: Natural wood veneer, MDF, Acrylic, Steel cables













Socket: E27 5x (25W max. each) Fluorescent or LED bulbs not included  
 Color Temperature: According to the bulb  
 CRI: According to the bulb  
 Luminous Flux: According to the bulb  
 Delivered Lumens: According to the bulb  
 Total Power: According to the bulb

Input Voltage: 110V - 220V  
 Input Frequency: 60 Hz  
 Insulation: Class II  
 Use of incandescent bulbs is prohibited

Standard support cables 79inch (other measures contact us)



## Finishing options

	01 Wood Imbuia		02 Wood Freijo
	03 Wood Walnut		04 Wood Teak
	05 Wood Pine		06 Wood Ebano
	07 Wood Ebano Macassar		08 Wood Platinum
	09 Wood Rovere		10 Wood Linear Walnut
	11 Wood Cinamomo		12 Wood Ironwood