

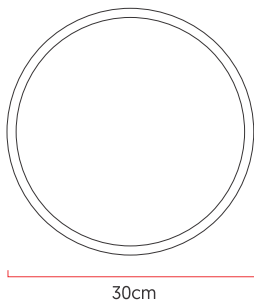


Reference: P10  
 Line: Cylindrical  
 Category: Ceiling  
 Description: Ceiling Cylindrical REF P10  
 Dimensions:  
 • Height: 5.91in [15cm]  
 • Diameter: 11.81in [30cm]













Weight: 1.300g  
 Material: Natural wood veneer, MDF, Acrylic

Socket: E27 2x [25W max. each] Fluorescent or LED bulbs not included  
 Color Temperature: According to the bulb  
 CRI: According to the bulb  
 Luminous Flux: According to the bulb  
 Delivered Lumens: According to the bulb  
 Total Power: According to the bulb

Input Voltage: 110V - 220V  
 Input Frequency: 60 Hz  
 Insulation: Class II  
 Use of incandescent bulbs is prohibited



Finishing options

- |   |                           |   |                          |
|---|---------------------------|---|--------------------------|
|  | 01<br>Wood Imbuia         |  | 02<br>Wood Freijo        |
|  | 03<br>Wood Walnut         |  | 04<br>Wood Teak          |
|  | 05<br>Wood Pine           |  | 06<br>Wood Ebano         |
|  | 07<br>Wood Ebano Macassar |  | 08<br>Wood Platinum      |
|  | 09<br>Wood Rovere         |  | 10<br>Wood Linear Walnut |
|  | 11<br>Wood Cinamomo       |  | 12<br>Wood Ironwood      |